

Sudoku Puzzle – Precalculus Topics for A.P. Calculus
A Puzzle by David Pleacher

Solve the 35 multiple-choice problems below.

The choices are integers from 1 to 9 inclusive.

Place the answer in the corresponding cell (labeled A, B, C, ... Y, Z, a, b, ... h, i).

Then solve the resulting SUDOKU puzzle.

The rules of Sudoku are simple.

Enter digits from 1 to 9 into the blank spaces.

Every row must contain one of each digit.

So must every column, and so must every 3x3 square.

Each Sudoku has a unique solution that can be reached logically without guessing.

_____ A. If $\cos \theta = -\frac{3}{5}$ and $\tan \theta = -\frac{4}{3}$ then $\sin \theta =$

- (1) $\frac{3}{4}$ (2) $-\frac{3}{4}$ (3) $\frac{4}{5}$ (4) $-\frac{4}{5}$

_____ B. Which of the following is correct?

- (1) $\tan^2 x = \sec^2 x + 1$ (2) $\sin^2 x = \cos^2 x - 1$
(3) $\tan^2 x = \csc^2 x + 1$ (4) $\tan^2 x = \sec^2 x - 1$

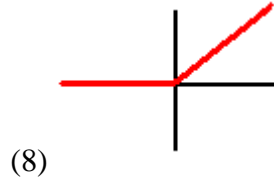
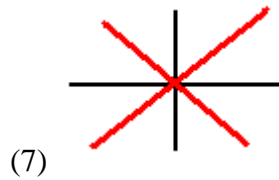
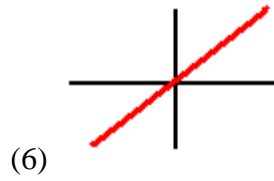
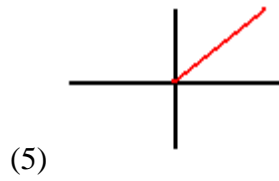
_____ C. The inverse function of $y = 3x + 12$ is

- (1) $y = \frac{x - 12}{3}$ (2) $y = \frac{x + 12}{3}$
(3) $y = 3x - 12$ (4) $y = -3x - 12$

_____ D. The inverse secant of -2 is

- (6) -60° (7) 30° (8) 60° (9) 120°

_____ E. The graph of $y = \frac{x+|x|}{2}$ is



_____ F. Which is the Double Angle Property for cosines?

- (4) $\cos\left(\frac{x}{2}\right) = \sqrt{\frac{1+\cos x}{2}}$ (5) $\cos(2x) = \cos^2 x - \sin^2 x$
 (6) $\cos(2x) = 1 + 2\sin^2 x$ (7) $\sin(2x) = 2\sin x \cos x$

_____ G. Which of the following statements is true?

- (1) $\log\left(\frac{A}{B}\right) = \log(A) - \log(B)$
 (2) $\log\left(\frac{A}{B}\right) = \frac{\log A}{\log B}$
 (3) $\log(A - B) = \log(A) - \log(B)$
 (4) $\log(A - B) = \log\left(\frac{A}{B}\right)$

_____ H. The exact value of $\tan\left(\text{Arc sin}\left(-\frac{2}{3}\right)\right)$ is

- (4) $\frac{-1}{3}$ (5) $-.89442$ (6) $\frac{-\sqrt{5}}{3}$ (7) $\frac{-2\sqrt{5}}{5}$

- _____ I. The range of $y = \sin^{-1} x$ is
- (4) $0^\circ \leq x \leq 180^\circ$ (5) $-45^\circ \leq x \leq 45^\circ$
(6) $-90^\circ \leq x \leq 90^\circ$ (7) $90^\circ \leq x \leq 270^\circ$
- _____ J. If a, b, and c represent the sides of a triangle,
and h is the altitude to side b, and $s = \frac{1}{2}(a + b + c)$,
which of the following does not find the area of the triangle?
- (6) $\frac{1}{2}bc \sin A$ (7) $\sqrt{a^2 + b^2}$
(8) $\sqrt{s(s-a)(s-b)(s-c)}$ (9) $\frac{1}{2}bh$
- _____ K. If $f(x) = 3x + 1$ and $g(x) = \sqrt{x}$, determine $g(f(5))$
- (1) $3\sqrt{5} + 1$ (2) 4 (3) 16 (4) $\sqrt{5}$
- _____ L. If the graph of $y = 2^{-x} - 1$ is reflected in the x-axis, then an
equation of the reflection is:
- (1) $y = 2^x - 1$ (2) $y = 1 - 2^x$ (3) $y = 1 - 2^{-x}$
(4) $y = \log_2(x + 1)$ (5) $y = \log_2(1 - x)$
- _____ M. What is the domain of the function f given by $f(x) = \frac{\sqrt{x^2 - 4}}{x - 3}$
- (3) $\{x : x \neq 3\}$ (4) $\{x : |x| \leq 2\}$ (5) $\{x : |x| \geq 2\}$
(6) $\{x : |x| \geq 2 \text{ and } x \neq 3\}$ (7) $\{x : x \geq 2 \text{ and } x \neq 3\}$
- _____ N. $4 \cos\left(x + \frac{\pi}{3}\right) =$
- (4) $2\sqrt{3} \cos x - 2 \sin x$ (5) $2 \cos x - 2\sqrt{3} \sin x$
(6) $2 \cos x + 2\sqrt{3} \sin x$ (7) $2\sqrt{3} \cos x + 2 \sin x$
(8) $4 \cos x + 2$

_____ O. Transform the following parametric equations to a Cartesian equation by eliminating the parameter.

$$x = 5 \cos(t)$$

$$y = 5 \sin(t)$$

(1) $x + y = 5(\cos(t) + \sin(t))$ (2) $y = 5x$

(3) $x^2 + y^2 = 25$ (4) $y = 5 \sin(5 \cos x)$

_____ P. Determine the constant k if $x - 3$ is a linear factor of

$$3x^3 - 9x^2 + kx - 12.$$

(1) $k = 3$ (2) $k = 4$ (3) $k = 5$ (4) $k = 6$

_____ Q. Find the equation of all lines parallel to $5x - 3y + 4 = 0$.

(6) $5x + 3y + k = 0$ (7) $3x - 5y + k = 0$

(8) $5x - 3y + k = 0$ (9) $3x + 5y + k = 0$

_____ R. Find the real number k for which the solution set of $|kx + 2| < 6$ is the open interval $-1 < x < 2$.

(1) $k = -2$ (2) $k = 2$ (3) $k = 4$ (4) $k = -4$

_____ S. Determine the solution of $|x^2 - 16| = 9x + 6$

(6) $x = \{-2\}$ (7) $x = \{-2, 11\}$ (8) $x = \{1, -10\}$ (9) $x = \{1, 11\}$

_____ T. If $f(x) = \frac{x-1}{x}$ and $g(x) = 1-x$ then $f(g(x)) =$

(6) $\frac{x}{1-x}$ (7) $\frac{x}{x-1}$ (8) $\frac{1}{x}$ (9) $\frac{x-1}{x}$

_____ U. Determine the angle of inclination of the line $2x + y = 2009$.

(Use a calculator)

(1) 116.6° (2) 153.4° (3) -26.6° (4) 63.4° (5) -63.4°

_____ V. Given $f(x) = \cos(\text{ArcTan}(x))$.
What is the range of $f(x)$?

- (1) $-\frac{\pi}{2} < y < \frac{\pi}{2}$ (2) $-1 < y < 1$ (3) $-1 \leq y \leq 1$
(4) $0 \leq y < 1$ (5) $0 < y \leq 1$

_____ W. The inverse function of $y = 2x - 5$ is

- (3) $y = -2x + 5$ (4) $y = \frac{1}{2x - 5}$
(5) $y = \frac{x + 5}{2}$ (6) $y = \frac{x - 5}{2}$

_____ X. Solve $|2x - 1| < 5$ for x .

- (1) $-3 < x < 2$ (2) $-4 < x < 6$ (3) $-3 < x < -2$ (4) $-2 < x < 3$

_____ Y. Transform the parametric equations to a Cartesian equation by eliminating the parameter.

$$\begin{aligned}x &= 3 - 6t \\y &= 1 + 12t\end{aligned}$$

- (1) $y = 1 + 12\left(\frac{x - 3}{6}\right)$ (2) $y = 2x - 5$
(3) $2x + y = 7$ (4) $y = 2x + 7$

_____ Z. Which of the following equations has a graph that is symmetric with respect to the origin?

- (5) $y = \frac{x - 1}{x}$ (6) $y = 2x^4 + 1$ (7) $y = x^3 + 2$
(8) $y = \frac{x}{x^3 + 1}$ (9) $y = x^3 + 2x$

_____ a. Solve $|2x+1| > 4$

(1) $\frac{-5}{2} < x < \frac{3}{2}$ (2) $x < \frac{-5}{2}$ or $x > \frac{3}{2}$

(3) $\frac{-1}{2} < x < \frac{3}{2}$ (4) $x < \frac{-5}{2}$ or $x > \frac{-1}{2}$

_____ b. Which of the following equations has a graph that is symmetric with respect to the y-axis?

(5) $y = \frac{x-1}{x}$ (6) $y = x^3 + 2x$ (7) $y = 2x^4 + 1$

(8) $y = x^3 + 2$ (9) $y = \frac{x}{x^3 + 1}$

_____ c. If $f(x) = \log_b x$, then $f(bx) =$

(4) $b f(x)$ (5) $(f(b)) (f(x))$ (6) $1 + f(x)$

(7) $x f(b)$ (8) $f(x)$

_____ d. Which of the following equations has a graph that is symmetric with respect to the line $y = x$?

(5) $y = \frac{2x-1}{x}$ (6) $y = 3x^3 + 2x$ (7) $y = x^4$

(8) $xy = 2$ (9) $y = \frac{x}{x^3 + 1}$

_____ e. The range of $y = \cos^{-1} x$ is

(1) $0^\circ \leq x < 90^\circ$ (2) $-90^\circ \leq x \leq 90^\circ$

(3) $0^\circ < x < 180^\circ$ (4) $0^\circ \leq x \leq 180^\circ$

_____ f. The domain of $y = \frac{\sqrt{x-1}}{x^2 - 2x}$ is

(1) $x \geq 1, x \neq 2$ (2) $x \neq 0, x \neq 2$

(3) $x \geq 1$ (4) $0 \leq x < 2$

_____ g. Convert 75° to radians.

(1) $\frac{\pi}{12}$ (2) $\frac{2\pi}{5}$ (3) $\frac{3\pi}{5}$ (4) $\frac{5\pi}{12}$

_____ h. Convert $\frac{2\pi}{9}$ to radians.


- (1) 29° (2) 33° (3) 40° (4) 50°

_____ i. The graph of the equation $x = |y|$ exhibits which of the following symmetries?

- (5) y-axis (6) Origin (7) $y = x$ (8) x-axis
(9) No symmetry

		A		B			C	
	D	E	F		G			H
I					J		K	L
	M	N	O		P	Q		R
S			T			U		V
					W			
X					Y		Z	a
	b	c	d			e		
			f		g	h	i	

Here is a blank SUDOKU board for you to use:



Solution to the Sudoku With Precalculus Topics

$$A = 3$$

$$B = 4$$

$$C = 1$$

$$D = 9$$

$$E = 8$$

$$F = 5$$

$$G = 1$$

$$H = 7$$

$$I = 6$$

$$J = 7$$

$$K = 2$$

$$L = 3$$

$$M = 6$$

$$N = 5$$

$$O = 3$$

$$P = 2$$

$$Q = 8$$

$$R = 4$$

$$S = 9$$

$$T = 7$$

$$U = 1$$

$$V = 5$$

$$W = 5$$

$$X = 4$$

$$Y = 3$$

$$Z = 9$$

$$a = 2$$

$$b = 7$$

$$c = 6$$

$$d = 8$$

$$e = 4$$

$$f = 1$$

$$g = 4$$

$$h = 3$$

$$i = 8$$

7	5	3	2	4	6	9	1	8
2	9	8	5	3	1	6	4	7
6	1	4	9	8	7	5	2	3
1	6	5	3	9	2	8	7	4
9	4	2	7	6	8	1	3	5
8	3	7	4	1	5	2	6	9
4	8	1	6	5	3	7	9	2
3	7	6	8	2	9	4	5	1
5	2	9	1	7	4	3	8	6